

**PANEL SIZING  
SAW BLADES**  
Tungsten Carbide &  
Diamond

LEUCO

LEUCO

LEUCO

LEUCO U-Cut (HW)  
LEUCO Q-Cut (HW)  
LEUCO DIA  
LEUCO DIA topcoat

# → U-CUT: UNIVERSAL-CUT

## UNIVERSAL CUTS / CLASSIC TRIMMING CUT

The new tungsten-carbide-tipped U-Cut product family is ideal for classic trimming cut. Perfect when maximum edge lives for individual or stack cuts of unfinished, veneered, plastic-coated panel materials are required. The cutting edges are fitted with the **innovative tungsten-carbide cutting material "HW HL Board 04 plus."** This creates the longest edge

lives that are currently possible at LEUCO for tungsten-carbide products. The basis of this improved function is the unusual combination of tungsten carbide types. When in use, it appears to be more breakage and impact resistant than its predecessor.

**LowNoise.** Reducing noise caused by the tools is a major development goal by LEUCO. In idle mode and when in use, special laser ornaments and expansion slots dampen the noise and vibrations in the U-Cut saw blades.

The U-Cut family is available from the warehouse in four tooth configurations.

**U-CUT FOR  
UNIVERSAL CUTS**

Program see page 6-10, matching  
Scoring Saw Blades page 18-25

### → U-CUT TR-F

| The proven universal saw blade for use on pressure beam machines, for all conventional panel materials, especially plastic-coated panels

### → U-CUT MAX

| Increased edge life due to special tungsten-carbide tips. The saw blade can be reconditioned up to five times more often than usual

### → U-CUT SPEED

| For high-performance machines with high throughputs and stack cuts, starting at saw blade diameters of 520 mm with the corresponding number of teeth and robust tool bodies

### → U-CUT WS

| For trimming cuts in veneered wood-based materials, plywood boards, wood core plywood and raw particle boards

left U-Cut WS,  
right U-Cut TR-F



# → Q-CUT: QUALITY-CUT

**Q-CUT FOR  
QUALITY CUTS**

## FINISH CUTS

The tungsten-carbide-tipped Q-Cut panel sizing saw blade family is used for finish cuts on horizontal panel sizing saws. This product family features re-designed tool bodies with extremely reduced vibration behaviors. The saw blades cut much smoother and quieter. Users obtain particularly clean, chip-free cutting edges for individual cuts and also, depending on toothed geometry, even for stack cuts. The Q-Cut family is suitable for finish cuts in foil-coated, plastic-coated or veneered wood-based materials and special materials, including lightweight panels.

The cutting edges are equipped with the **innovative tungsten-carbide cutting material "HW HL Board 04 plus."** This creates the

longest edge lives that are currently possible at LEUCO for tungsten-carbide blades used for cutting wooden boards. The basis of this improved function is the unusual combination of tungsten carbide types. When in use, it appears to be more breakage and impact resistant than its predecessor.

**Low Noise.** Reducing noise caused by the tools is a major development goal by LEUCO. In idle mode and when in use, special laser ornaments and expansion slots dampen the noise and vibrations in the Q-Cut saw blades.

The Q-Cut family is available from the warehouse in four tooth configurations.

Program see page 11-14, matching Scoring Saw Blades page 18-25

### → Q-CUT G6

| For finish-cut quality with diameters ranging from 280 mm to 520 mm

### → Q-CUT G6 nn-SYSTEM

| Ideal if it is not only about the cutting quality, but also reducing noise

### → Q-CUT G5

| For finish-cut quality in plywood, veneered wood-based materials, panels with sensitive top layers as well as lightweight panels

### → Q-CUT TR-F K

| For finish cut quality in the anti-fingerprint materials and in plastics

In detail: behind Q-Cut G6,  
ahead Q-Cut G6 nn-System





# → DIAMOND: EXTRA LONG EDGE LIVES

**Diamond-tipped (DP) panel sizing saw blades** from the LEUCO product portfolio are well-known in the industry and are popular because of the long edge lives on the pressure beam machine.

The LEUCO research and development department is further developing these saw blades with a view toward the future. The laser ornaments on the new diamond-tipped panel sizing circular saw blade family are arranged in a special vibration-damping sequence and additionally come with damping material. The better the blade's vibrations are dampened, the quieter the blade cuts. **Users are guaranteed to get better cutting performance and quality with much less noise** throughout the entire service life of the saw blade.

**Even Longer edge lives due to „topcoat“ coating**

The diamond-tipped cutting edges are treated with the special LEUCO "topcoat" coating. **The coating on the tooth flanks helps to keep dirt from sticking to the blades, thus extending the edge lives of the diamond tips by up to 50 %. When trimming wood materials, the running meter performance reaches a completely new level when it comes to edge life.**

LEUCO ranks worldwide as a pioneer and leading supplier of diamond-tipped panel sizing saw blades with optional coating treatment.

## **New:**

LEUCO is now offering all new diamond-tipped panel sizing saw blades with an **optional "LEUCO topcoat"** on the tooth sides. Customers thus achieve edge lives for all applications never before seen in the industry.



**The blades come in three different tooth geometries**


- I G6:** For finish cuts on unfinished and coated composite wood boards individually or in packages up to 80 mm.
- I G3:** For finish cuts in fibrous composite wood boards such as wood core plywood, veneer plywood and lightweight panels.
- I HR-TR:** For the finish cut on HPL and solid core materials.

The new DP-tipped product line with the innovative laser ornaments and damping filling material is now available from stock in the most frequently used dimensions.

All dimensions with tooth combinations "G6" and "G3" are optionally available with the coating "topcoat" with separate identification numbers.

The tooth combination "HR-TR" (hollow back-trapezoidal) is supplied with coating "topcoat" only.


**Program see page 15-17,  
matching Scoring Saw Blades  
page 18-25**



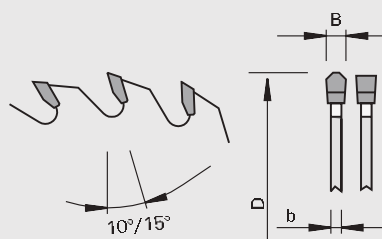
104378

## Panel Sizing Saw Blades HW - U-Cut "TR-F"

Product



Drawing



LEUCO  
topline



Tungsten Carbide [HW]



Machine / Application

- panel sizing saws
- for sizing cuts in plastic-laminated panels

Design

- up to  $\text{ØD}=360$ , 10 degree hook angle
- from  $\text{ØD}=380$ , 15 degree hook angle
- tooth configuration: triple chip / flat "TR-F"
- cutting material: HW HL Board 04 plus

Advantages

- improved cutting quality thanks to optimized cutting geometry
- noise-reduction thanks to laser ornaments

Notes

- specifically for plastic-laminated panels and plywood in single sheets and stacks
- NL\*\* - Combi3 = 2/10/60 + 2/9/46 + 2/9,5/46,5 + 2/7/42
- NL\*\* - Combi5 = 2/7/110 + 2/9/110 + 2/8,4/130 + 2/14/110 + 4/9/100 + 4/19/120
- NL\*\* - Combi7 = 2/9/110 + 2/10/80 + 2/11/85 + 2/11/115 + 2/11/148 + 2/14/100 + 2/14/125 + 2/19/120

Ø D	B	b	Ø d	Z	NL**		Ident-No.
300	4,4	2,8	30	60	Combi3 + 2/13/94	Panhans Euro P8	192901
300	4,4	3,0	75	72	2/9/110	Homag Espana	192902
300	4,4	3,2	80	72	Combi5	Gabbiani, SCM	193111
305	3,2	2,2	30	60	Combi3 + 2/13/94	Scheer FM 16	192903
305	4,4	2,8	30	60	Combi3 + 2/13/94	Mayer, Panhans	192904
305	4,4	2,8	60	60		Hoggers	192905
320	4,4	3,2	65	60	Combi5	Biesse, Selco EB 80	192906
320	4,4	3,2	80	60	Combi5	Gabbiani, SCM	193099
320	4,4	3,2	75	72	3/13/95	Giben Smart	192907
320	4,4	3,2	80	72	Combi5	SCM	193110
350	4,4	3,0	30	72	Combi3 + 2/13/94	SCM, Panhans, Mayer, Schelling, HOLZ-HER	192908 \$
350	4,4	3,2	60	72	Combi7	Homag (Holzma) 72, HPP 350	192909
350	4,4	3,0	75	60		Giben MK Gamma	192910
355	4,4	3,0	75	60		Giben Trend, Homag CH06+10	192912
355	4,4	3,0	75	72	4/15/105	Giben	192911
355	4,4	3,0	80	72	Combi5	Gabbiani PRIMA, SCM ALPHA, S.M.A., hoggers	192913
360	4,4	3,2	65	72	Combi5	Selco	192914
380	4,4	3,2	60	72	Combi7	Homag (Holzma)	192915
380	4,8	3,5	60	72	Combi7	Homag (Holzma)	192916 \$
380	4,4	3,2	80	72	Combi5	SCM	192969
380	4,8	3,5	80	72	Combi5	Gabbiani, SCM, Selco	192993
400	4,25	3,2	30	72	Combi3 + 2/13/94	Scheer	192917
400	4,4	3,2	30	96	Combi3 + 2/13/94		192918
400	4,4	3,2	30	72	Combi3 + 2/13/94	Schelling, Mayer, Irion, Scheer, HOLZ-HER	192919
400	4,4	3,2	60	72	Combi7	Anthon	192920
400	4,8	3,5	60	72	Combi7	Homag (Holzma) Typ 01	192923
400	4,4	3,2	75	72	4/15/105 + 2/7/110	Giben Prismatic 1, Giben Starmatic, Homag CH08+12	192921 \$
400	4,4	3,2	80	72	Combi5	Selco WN / EB, S.M.A., Irion	192922
420	4,8	3,5	60	72	Combi7	Homag (Holzma)	192924
[mm]	[mm]	[mm]	[mm]				

Ø D	B	b	Ø d	Z	NL**	Ident-No.
430	4,4	3.2	30	72	Combi3	192925
430	4,4	3.2	60	72	Combi7	192926
430	4,4	3.2	75	96	4/15/105 + 2/7/110 Giben Prismatic 2 old	192927
430	4,4	3.2	80	72	Combi5 Selco WN	192928
450	4,4	3.2	30	72	Combi3 + 2/13/94 Irion, Schelling	192929
450	4,8	3.5	60	72	Combi7 Homag (Holzma)	192931 \$
450	4,4	3.2	80	72	Combi5 S.M.A., Irion	192930
450	4,8	3.5	80	72	Combi5 Selco WN	192932
460	4,4	3.2	30	72	Combi3 + 2/13/94 Schelling FL, FH 6	192933
470	4,8	3.5	70	72	4/11/130 Selco WN	192936
470	4,4	3.2	75	96	4/15/105 Giben Prismatic 3	192934
470	4,4	3.2	75	72	4/15/105 Giben	192935
480	4,4	3.2	30	72	Combi3 + 2/13/94 Schelling FL	192937
480	4,8	3.5	60	72	Combi7 Homag (Holzma) 530	192938
480	4,8	3.5	80	72	Combi5 Selco WN	192939
500	4,4	3.2	30	60	Combi3 + 2/13/94 Schelling, Irion	192940
500	4,8	3.5	60	72	Combi7 Homag (Holzma) Typ 22	192941
520	4,8	3.5	30	72	Combi3 + 2/13/94 Schelling FH 8	192942
520	4,8	3.5	60	72	Combi7 Homag (Holzma) Typ 23	192943
600	5,8	4.0	60	72	Combi7 Homag (Holzma) Typ 42	192944
650	6,2	4.0	40	72	Schelling	192945
[mm]	[mm]	[mm]	[mm]			

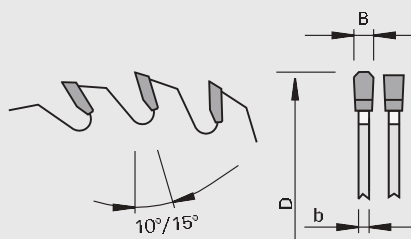
104378

## Panel Sizing Saw Blades HW - U-Cut max "TR-F"

Product



Drawing



LEUCO  
topline



Tungsten Carbide [HW]



Machine / Application

- panel sizing saws
- for sizing cuts in plastic-laminated panels

Design

- up to  $\text{ØD}=360$ , 10 degree hook angle
- from  $\text{ØD}=380$ , 15 degree hook angle
- tooth configuration: triple chip / flat "TR-F"
- cutting material: HW HL Board 04 plus

Advantages

- higher edge life thanks to up to 6 times more resharpenings than U-Cut TR-F
- noise reduction thanks to laser ornaments

Notes

- specifically for plastic-laminated panels and plywood in single sheets and stacks
- NL\*\* - Combi3 = 2/10/60 + 2/9/46 + 2/9,5/46,5 + 2/7/42
- NL\*\* - Combi7 = 2/9/110 + 2/10/80 + 2/11/85 + 2/11/115 + 2/11/148 + 2/14/100 + 2/14/125 + 2/19/120


Ø D	B	b	Ø d	Z	NL**		Ident-No.
350	4,4	3.2	30	72	Combi3 + 2/13/94	SCM, Panhans, Mayer, Schelling, HOLZ-HER	193120 s
350	4,4	3.2	60	72	Combi7	Homag (Holzma) 72, HPP 350	193121
350	4,4	3.2	75	72		Giben MK Gamma	193122
380	4,4	3.2	60	72	Combi7	Homag (Holzma)	193123
380	4,8	3.5	60	72	Combi7	Homag (Holzma)	193124
380	4,4	3.2	80	72	Combi5	Gabbiani, SCM, Selco	193125 s
380	4,8	3.5	80	72	Combi5	Gabbiani, SCM, Selco	193126 s
400	4,4	3.2	30	72	Combi3 + 2/13/94	Schelling Mayer, Irion, Scheer, HOLZ-HER	193127 s
450	4,4	3.2	30	72	Combi3 + 2/13/94	Irion, Schelling	193128 s
450	4,8	3.5	60	72	Combi7	Homag (Holzma)	193129
470	4,8	3.5	70	72	2/11/130	Selco WN	193132
470	4,4	3.2	75	72	4/15/105 + 2/7/110	Giben	193130 s
470	4,8	3.5	75	72	4/15/105 + 2/7/110	Giben	193131 s
[mm]	[mm]	[mm]	[mm]				



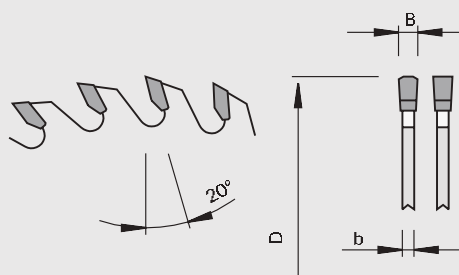
104270

## Panel Sizing Saw Blades HW - U-Cut speed "TR-F"

Product



Drawing



**LEUCO**  
*topline*

**U-CUT SPEED**

**Tungsten Carbide [HW]**

**LOW**  
*noise*

Machine / Application

- horizontal panel sizing saws
- for stack cuts in raw and plastic-laminated panels

Design

- vibration and noise damping ornaments
- additional expansion slots
- tooth configuration: triple chip / flat "TR-F"
- cutting material: HW HL Board O4 plus

Advantages

- for highest performance demands
- reduced cutting pressure and power consumption thanks to optimized cutting geometry
- extremely low-noise and smooth running thanks to vibration and noise damping ornaments as well as special expansion slot combinations
- clearly increased edge life thanks to improved HW grade

Notes

- stack height: Ident-No. 192629 up to max. 190 mm / Ident-No. 192631 up to max. 210 mm / Ident-No. 192633 up to max. 215 mm
- recommended projection: 20-30 mm
- NL\*\* - Combi7 = 2/9/110 + 2/10/80 + 2/11/85 + 2/11/115 + 2/11/148 + 2/14/100 + 2/14/125 + 2/19/120

Ø D	B	b	Ø d	Z	NL**		Ident-No.
520	4,8	3,5	30	60	2/13/94	Schelling	192616
520	4,8	3,5	60	60	Combi7	Homag (Holzma) Typ 23	192617
530	5,0	3,5	30	60		Schelling	192618
530	5,8	4,0	60	60	Combi7		192619
565	4,8	3,5	80	60	2/8/110		192620
565	5,0	3,5	100	60		Giben	192621
570	4,8	3,5	60	60	Combi7	Homag (Holzma)	192622
575	5,8	4,0	60	60	Combi7	Homag (Holzma)	192664
600	5,8	4,0	60	60	Combi7	Homag (Holzma) Typ 42	192624
600	5,8	4,0	80	60	2/11/115 + 2/19/120		192625
620	6,2	4,0	80	60	4/15/143		192626
650	6,2	4,0	40	60		Schelling	192627
670	6,0	4,4	60	48	Combi7	Homag (Holzma) 66 (Tandem)	192628
680	6,2	4,2	80	60	2/11/130		192630
680	6,4	4,4	40	60	2/17/140 + 2/13/140	Schelling	192629
700	6,4	4,4	80	60	2/17/110	Anthon	192631
700	6,8	4,4	80	60	2/17/110		192632
720	6,4	4,4	40	60	2/13/114 + 2/13/140	Schelling	192633
730	6,4	4,4	60	60	Combi7	Homag (Holzma) 66 (Tandem)	192635
730	6,4	4,4	80	60	2/17/110	Anthon LNC	192634
750	6,5	4,6	40	72	2/13/140 + 2/13/114		192636
[mm]	[mm]	[mm]	[mm]				

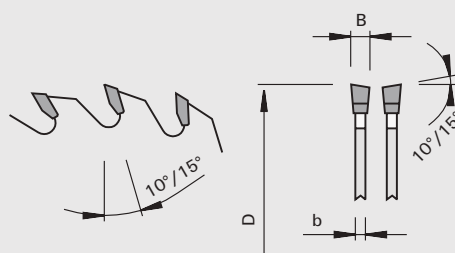
104320

## Panel Sizing Saw Blades HW - U-Cut "WS"

Product



Drawing



LEUCO  
topline



Tungsten Carbide [HW]

Machine / Application

- | panel sizing saws
- | double-end tenoners
- | for sizing cuts in raw and veneered particleboard, hardboard, MDF panels and high-density plywood in single sheets and stacks

Design

- | up to ØD=355, 10 degree hook angle and 15 degree corner angle
- | from ØD=400, 15 degree hook angle and 10 degree corner angle
- | tooth configuration: alternate top bevel "WS"
- | cutting material: HW HL Board O4 plus

Advantages

Notes

- | for main/scoring saw combinations see specifications (appendix)
- | on double-end tenoners in combination with large hogsers
- | NL\*\*- Combi3 = 2/10/60 + 2/9/46 + 2/9,5/46,5 + 2/7/42
- | NL\*\*- Combi5 = 2/7/110 + 2/9/110 + 2/8,4/130 + 2/14/110 + 4/9/100 + 4/19/120
- | NL\*\*- Combi7 = 2/9/110 + 2/10/80 + 2/11/85 + 2/11/115 + 2/11/148 + 2/14/100 + 2/14/125 + 2/19/120

Ø D	B	b	Ø d	Z	NL**		Ident-No.
305	4,4	2,8	30	48	Combi3 + 2/13/94	Mayer, Panhans	192821
305	4,4	2,8	60	48	Combi7		192822
350	4,4	3,0	30	54	Combi3 + 2/13/94	SCM, Panhans, Schelling	192823
355	4,4	3,0	30	72	Combi3 + 2/13/94	Schelling, Mayer, Irion	192824
355	4,4	3,0	60	54	Combi7	Homag (Holzma)	192825
355	4,4	3,0	60	72	Combi7		192826
355	4,4	3,0	80	54	Combi5	S.M.A.	192827
355	4,4	3,0	80	72	Combi5	S.M.A.	192828
380	4,8	3,5	60	54	Combi7	S.M.A., Homag (Holzma)	192829
400	4,4	3,2	80	96	Combi5		192830
400	4,6	3,2	30	60	Combi3 + 2/13/94	Schelling, Mayer, Irion, HOLZ-HER	192831
400	4,6	3,2	30	72	Combi3 + 2/13/94	Schelling, Mayer, Irion, HOLZ-HER	192832
400	4,6	3,2	80	72	Combi5	S.M.A.	192834 &
430	4,6	3,2	75	72	4/15/105	Giben Prismatic 2	192835 s
430	4,6	3,2	80	72	Combi5	S.M.A.	192836
450	4,6	3,2	30	54	Combi3 + 2/13/94	Panhans, Irion, Schelling	192837
450	4,6	3,2	80	72	Combi5	S.M.A., Irion	192838
500	4,6	3,2	30	60	Combi3 + 2/13/94	Schelling, Irion	192839
500	4,6	3,2	80	60	Combi5	Teutomatic	192840 &
500	4,8	3,5	60	60	Combi7	Homag (Holzma)	192999
550	5,0	3,5	80	60	Combi5	Teutomatic	192841
600	6,0	4,0	60	60	Combi7	Homag (Holzma)	192842
[mm]	[mm]	[mm]	[mm]				

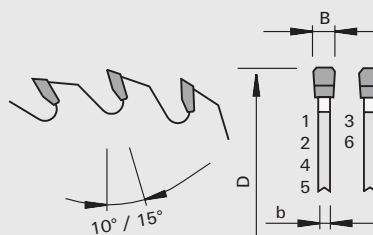
104248

## Panel Sizing Saw Blades HW - Q-Cut "G6"

Product



Drawing



**LEUCO**  
topline

Q-CUT G6

Tungsten Carbide [HW]

LOW noise

Machine / Application

panel sizing saws  
for finish cuts in veneered, foiled or melamine-laminated panels, in single sheets or in stacks up to 80 mm cutting height

Design

vibration and noise damping ornaments  
additional expansion slots  
up to ØD=370, 10 degree hook angle  
from ØD=380, 15 degree hook angle  
tooth configuration: G6  
cutting material: HW HL Board O4 plus

Advantages

for highest performance demands  
impressive cutting quality thanks to exact and precise cuts  
reduced cutting pressure and optimized cutting geometry G6  
extremely low-noise and smooth running thanks to reinforced body and vibration and noise damping ornaments  
clearly increased edge life thanks to improved HW grade

Notes

projection: min 20 - 25 mm  
NL\*\* - Combi3 = 2/10/60 + 2/9,5/46 + 2/7/42  
NL\*\* - Combi5 = 2/7/110 + 2/9/110 + 2/8,4/130 + 2/14/110 + 4/9/100 + 4/19/120  
NL\*\* - Combi7 = 2/9/110 + 2/10/80 + 2/11/85 + 2/11/115 + 2/11/148 + 2/14/100 + 2/14/125 + 2/19/120

Ø D	B	b	Ø d	Z	NL**		Ident-No.
280	3,2	2.2	30	60	Combi3 + 2/13/94	Panhans EURO 5	193136
300	4,4	3.3	60	72	Combi7	Homag (Holzma) HPP 230	193137
300	4,4	3.0	65	60	2/9/110	Selco EB 70	193138
300	4,4	3.0	75	60	2/9/110	Holzma CH03	193139 &
305	4,4	2.8	30	60	Combi3 + 2/13/94	Mayer, Panhans	193140
308	3,2	2.4	60	96	Combi7	Homag (Holzma) HPS 320	193141
320	4,4	3.3	30	60	Combi3 + 2/13/94	Mayer / Format 4	193142
320	4,4	3.3	65	60	2/9/110	Biesse, Selco EB 80	193143
330	4,4	3.3	50	60	8/13/80	Giben	193144 s
350	4,25	3.3	30	72	Combi3 + 2/13/94	Scheer	193145
350	4,4	3.3	30	72	Combi3 + 2/13/94	SCM, Panhans, Mayer, Schelling, HOLZ-HER	193146
350	4,4	3.3	50	72	8/13/80	Giben Smart	193147 &
350	4,4	3.3	60	72	Combi7	Homag (Holzma) 72, HPP 350	193148
350	4,4	3.3	75	72		Homag Sawtech, Homag (Holzma) 250	193149
355	4,4	3.3	75	72		Giben	193150
355	4,4	3.3	80	72	Combi5	Selco EB 90	193151 s
355	4,4	3.3	80	72	4/8,5/100 + 2/7/110 + 2/14/110	Gabbiani PRIMA, SCM ALPHA	193152
360	4,4	3.3	30	72	Combi3 + 2/13/94	Schelling	193153
360	4,4	3.3	75	72	4/15/105	Giben	193154 &
370	4,4	3.3	30	72	Combi3 + 2/13/94	Schelling FM	193155
380	4,4	3.3	30	72	Combi3 + 2/13/94	HOLZ-HER	193156
380	4,4	3.3	50	72	4/13/80	Giben Onyx	193157
380	4,4	3.3	60	72	Combi7	Homag (Holzma)	193158
380	4,8	3.6	60	72	Combi7	Homag (Holzma)	193159
380	4,4	3.3	80	72	Combi5	SCM, Selco	193188
380	4,8	3.6	80	72	Combi5	SCM, Selco	193189
400	4,25	3.3	30	72	Combi3 + 2/13/94	Scheer	193160 &
400	4,4	3.3	30	72	Combi3 + 2/13/94	HOLZ-HER, Irion, Mayer, Scheer, Schelling	193161
400	4,4	3.3	60	72	Combi7	Nanxing	193162 &
400	4,4	3.3	75	72	4/15/105 + 2/7/110	Giben Prismatic 1, Giben Starmatic, Homag CH08+12	193163
400	4,4	3.3	80	72	Combi5	Gabbiani CLASS, SCM DELTA, Selco WN / EB	193164
[mm]	[mm]	[mm]	[mm]				

Ø D	B	b	Ø d	Z	NL**		Ident-No.
420	4,8	3,6	60	72	Combi7	Homag (Holzma) Typ 92	193165
430	4,4	3,3	30	72	Combi3 + 2/13/94	HOLZ-HER	193166
430	4,4	3,3	75	72	4/15/105 + 2/7/110	Giben Prismatic 2 old	193167
430	4,4	3,3	80	72	Combi5	Selco WN	193168
430	4,8	3,6	70	72	4/11/130	Selco WN	193169
450	4,4	3,3	30	72	Combi3 + 2/13/94	Irion, Schelling	193170
450	4,4	3,3	75	72	2/7/110	Giben	193171
450	4,4	3,3	80	72	Combi5	Gabbiani ELITE	193172 &
450	4,65	3,6	30	72	Combi3 + 2/13/94	Scheer	193173 &
450	4,8	3,6	30	72	Combi3 + 2/13/94	Scheer	193174
450	4,8	3,6	60	72	Combi7	Homag (Holzma)	193175
450	4,8	3,6	80	72	Combi5	Selco WN	193176 &
460	4,4	3,3	30	72	Combi3 + 2/13/94	Schelling FL, FH6	193177
470	4,4	3,3	75	72	4/15/105	Giben	193178 s
470	4,8	3,6	70	72	4/11/130	Selco WN	193179 s
480	4,4	3,3	30	72	Combi3 + 2/13/94	Schelling FH6 from 2016	193180
480	4,8	3,6	60	72	Combi7	Homag (Holzma)	193181
480	4,8	3,6	70	72	4/11/130	Selco Series 750	193183 &
480	4,8	3,6	80	72	Combi5	Selco WN	193184
500	4,8	3,6	60	72	Combi7	Homag (Holzma) Typ 22	193185 s
520	4,8	3,6	30	72	Combi3 + 2/13/94	Schelling FH8	193186
520	4,8	3,6	60	72	Combi7	Homag (Holzma) 23 / 550	193187
520	4,8	3,6	70	72	4/11/130	Selco WN	193182
[mm]	[mm]	[mm]	[mm]				

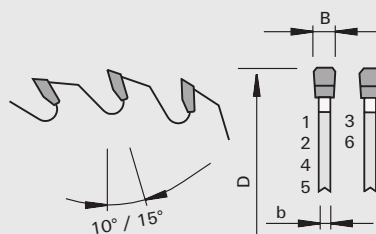
104249

## Panel Sizing Saw Blades HW - Q-Cut "G6" - nn-System

Product



Drawing



LEUCO  
nn-system



Tungsten Carbide [HW]



Machine / Application

- panel sizing saws
- for finish cuts in veneered, foiled or melamine-laminated panels, in single sheets or in stacks up to 80 mm cutting height

Design

- special nn-System gullet geometry
- tooth configuration: G6
- cutting material: HW HL Board O4 plus

Advantages

- especially low noise level
- noise reduction by up to approx. 6 dB(A) when idling
- for highest performance demands
- impressive cutting quality thanks to exact and precise cuts without chippings
- reduced cutting pressure and power consumption thanks to optimized cutting geometry
- clearly increased edge life thanks to improved HW grade

Notes

- projection: min. 20 - 25 mm max. 40 mm
- NL\*\*- Combi7 = 2/9/110 + 2/10/80 + 2/11/85 + 2/11/115 + 2/11/148 + 2/14/100 + 2/14/125 + 2/19/120

Ø D	B	b	Ø d	Z	NL**		Ident-No.
310	4,4	3,2	60	72	Combi7	Homag (Holzma BR200)	193190
350	4,4	3,2	60	72	Combi7	Homag (Holzma 72, 350, HPP 350)	193191
380	4,4	3,2	60	72	Combi7	Homag (Holzma)	193192
380	4,8	3,5	60	72	Combi7	Homag (Holzma 82, HPP 82, HPP 83, HPL 380)	193193
450	4,8	3,5	60	72	Combi7	Homag (Holzma 11510)	193194
[mm]	[mm]	[mm]	[mm]				

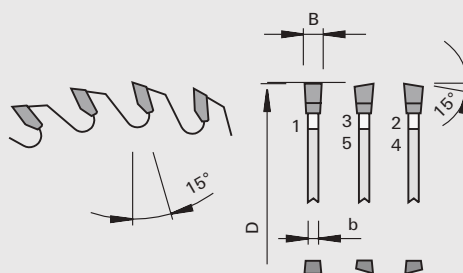
104258

## Panel Sizing Saw Blades HW - Q-Cut "G5"

Product



Drawing



**LEUCO**  
G5 system

Q-CUT G5

Tungsten Carbide [HW]

LOW noise

**Machine / Application**

horizontal panel sizing saws  
for sizing and finish cuts in wood core plywood, plywood boards, veneered or paper-laminated wood-based panels and honeycomb panels

**Design**

vibration and noise damping ornaments  
additional expansion slots  
tooth configuration: G5  
cutting material: HW HL Board O4 plus

**Advantages**

very low cutting pressure and small power consumption thanks to optimized cutting geometry  
excellent cutting quality in wood-based materials containing fibers  
extremely low-noise and smooth running thanks to vibration and noise damping ornaments as well as special expansion slot combinations

**Notes**

Attention: when assigning the appropriate scoring saw blades, please take into account the cutting width reduction of 4 mm!

NL\*\*- Combi3 = 2/10/60 + 2/9/46 + 2/9.5/46.5 + 2/7/42

NL\*\*- Combi5 = 2/7/110 + 2/9/110 + 2/8.4/130 + 2/14/110 + 4/9/100 + 4/19/120

NL\*\*- Combi7 = 2/9/110 + 2/10/80 + 2/11/85 + 2/11/115 + 2/11/148 + 2/14/100 + 2/14/125 + 2/19/120

Ø D	B	b	Ø d	Z	NL**		Ident-No.
350	4,0	3,2	30	80	Combi3	SCM, Panhans, Mayer, Schelling, HOLZ-HER	192813
350	4,0	3,2	60	80	Combi7	Homag (Holzma)	192814
380	4,0	3,2	60	80	Combi7	Homag (Holzma)	192815
400	4,0	3,2	30	85	Combi3 + 2/13/94		192816
430	4,0	3,2	30	85	Combi3 + 2/13/94		192817
430	4,0	3,2	80	90	Combi5	Selco	192818
450	4,0	3,2	60	90	Combi7	Homag (Holzma)	192819
460	4,0	3,2	30	90	2/13/94	Schelling	192820
[mm]	[mm]	[mm]	[mm]				



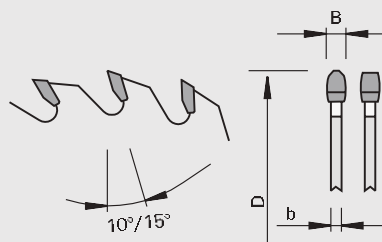
104278

## Panel Sizing Saw Blades HW - Q-Cut "TR-F K"

Product



Drawing



LEUCO  
topline

Tungsten Carbide [HW]

LOW  
noise

**Machine / Application**

- | horizontal panel sizing saws
- | for micro cuts in new materials (special surfaces) and plastics

**Design**

- | vibration and noise damping ornaments
- | additional expansion slots
- | tooth configuration: TR-F K
- | cutting material: HW HL Board O4 plus

**Advantages**

- | excellent cutting quality in "anti fingerprint" materials and for conventional plastics
- | no scoring on the cutting surface due to convex tooth sides
- | no flares on the surface of sensible materials

**Notes**


- | Attention: when assigning the appropriate scoring saw blades, please take into account the cutting width reduction of 4 mm!
- | NL\*\*- Combi3 = 2/10/60 + 2/9/46 + 2/9.5/46.5 + 2/7/42
- | NL\*\*- Combi7 = 2/9/110 + 2/10/80 + 2/11/85 + 2/11/115 + 2/11/148 + 2/14/100 + 2/14/125 + 2/19/120

Ø D	B	b	Ø d	Z	NL**		Ident-No.
350	4,0	3,2	30	72	Combi3	Schelling, SCM, Panhans, Mayer; HOLZ-HER	192974
350	4,0	3,2	60	72	Combi7	Homag (Holzma)	192975
380	4,0	3,2	60	72	Combi7	Homag (Holzma)	192976
400	4,0	3,2	30	72	Combi3 + 2/13/94	Schelling	192977
450	4,0	3,2	60	72	Combi7	Homag (Holzma)	192978
460	4,0	3,2	30	72	2/13/94	Schelling	192979
[mm]	[mm]	[mm]	[mm]				

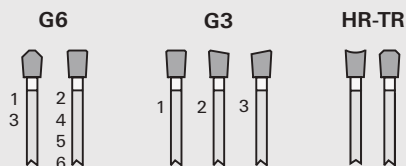
204380

## Panel Sizing Saw Blades DP

Product



Drawing



Polycrystalline diamond [DP]

Machine / Application

| horizontal panel sizing saws

Design

- | vibration-optimized tool body design
- | LEUCODIA tipping quality
- | LEUCO topcoat: smooth surfaces for the reduction of deposits and adhesions on the cutting edges
- | G6: for finish cuts in unfinished and plastic-coated composite wood boards individually or in packages up to 80 mm
- | G3: for finish cuts in fibrous composite wood boards such as wood core plywood, veneer plywood and lightweight panels.
- | HR-TR: for finish cuts in HPL and solid core materials (only available with topcoat)

Advantages

- | extremely good vibration damping due to laser ornaments filled with damping material
- | the right tooth geometry for every application
- | short delivery times for "s" articles (without topcoat)
- | increased edge lives thanks to topcoat coating

Notes

- | NL\*\*- Combi3 = 2/10/60 + 2/9/46 + 2/9,5/46,5 + 2/7/42
- | NL\*\*- Combi5 = 2/7/110 + 2/9/110 + 2/8,4/130 + 2/14/110 + 4/9/100 + 4/19/120
- | NL\*\*- Combi7 = 2/9/110 + 2/10/80 + 2/11/85 + 2/11/115 + 2/11/148 + 2/14/100 + 2/14/125 + 2/19/120

### Tooth configuration G6

Ø D	B	b	Ø d	Z	NL**		Ident-No.
300	4,4	3,2	60	72	Combi7	Homag (Holzma) HPP 230	193000 s
350	4,4	3,2	75	72		Homag Sawtec, Homag (Holzma) 250	193002
350	4,4	3,2	60	72	Combi7	Homag (Holzma) 72, HPP 350	193004
350	4,4	3,2	30	72	Combi3 + 2/13/94	SCM, Panhans, Mayer, Schelling, Scheer	193006
350	4,25	3,2	30	72	Combi3 + 2/13/94	Scheer	193008 s
355	4,4	3,2	75	72	4/15/105 + 2/7/110	Giben	193010 s
355	4,4	3,2	80	72	Combi5	Selco EB 90	193012 s
380	4,4	3,2	60	72	Combi7	Homag (Holzma)	193014
380	4,8	3,5	60	72	Combi7	Homag (Holzma)	193016
400	4,4	3,2	30	72	Combi3 + 2/13/94	Schelling, Mayer, Irion, Scheer	193018
400	4,4	3,2	60	72	Combi7	Anthon	193020 s
400	4,4	3,2	75	72	4/15/105 + 2/7/110	Giben, Homag CH08+12	193022 s
400	4,4	3,2	80	72	Combi5	Selco WN / EB	193024 s
430	4,4	3,2	60	72	Combi7	Anthon	193026 s
430	4,4	3,2	80	72	Combi5	Selco WN	193028 s
450	4,4	3,2	30	72	Combi3 + 2/13/94	Irion, Schelling	193030 s
450	4,4	3,2	80	72	Combi5	Gabbiani ELITE	193032 s
450	4,8	3,5	60	72	Combi7	Homag (Holzma)	193034
450	4,8	3,5	80	72	Combi5	Selco WN	193036 s
[mm]	[mm]	[mm]	[mm]				

104380

## Continue Panel Sizing Saw Blades DP

### Tooth configuration G3

Ø D	B	b	Ø d	Z	NL**		Ident-No.
300	4,4	3.2	60	72	Combi7	Homag (Holzma) HPP 230	193001 s
350	4,4	3.2	75	72		Homag Sawtec, Homag (Holzma) 250	193003 s
350	4,4	3.2	60	72	Combi7	Homag (Holzma) 72, HPP 350	193005 s
350	4,4	3.2	30	72	Combi3 + 2/13/94	SCM, Panhans, Mayer, Schelling, Scheer	193007 s
350	4,25	3.2	30	72	Combi3 + 2/13/94	Scheer	193009 s
355	4,4	3.2	75	72	4/15/105 + 2/7/110	Giben	193011 s
355	4,4	3.2	80	72	Combi5	Selco EB 90	193013 s
380	4,4	3.2	60	72	Combi7	Homag (Holzma)	193015 s
380	4,8	3.5	60	72	Combi7	Homag (Holzma)	193017 s
400	4,4	3.2	30	72	Combi3 + 2/13/94	Schelling, Mayer, Irion, Scheer	193019 s
400	4,4	3.2	60	72	Combi7	Anthon	193021 s
400	4,4	3.2	75	72	4/15/105 + 2/7/110	Giben, Homag CH08+12	193023 s
400	4,4	3.2	80	72	Combi5	Selco WN / EB	193025 s
430	4,4	3.2	60	72	Combi7	Anthon	193027 s
430	4,4	3.2	80	72	Combi5	Selco WN	193029 s
450	4,4	3.2	30	72	Combi3 + 2/13/94	Irion, Schelling	193031 s
450	4,4	3.2	80	72	Combi5	Gabbiani ELITE	193033 s
450	4,8	3.5	60	72	Combi7	Homag (Holzma)	193035 s
450	4,8	3.5	80	72	Combi5	Selco WN	193037 s
[mm]	[mm]	[mm]	[mm]				

### Tooth configuration G6 - topcoat

Ø D	B	b	Ø d	Z	NL**		Ident-No.
300	4,4	3.2	60	72	Combi7	Homag (Holzma) HPP 230	193038 s
350	4,4	3.2	75	72		Homag Sawtec, Homag (Holzma) 250	193041 s
350	4,4	3.2	60	72	Combi7	Homag (Holzma) 72, HPP 350	193044 s
350	4,4	3.2	30	72	Combi3 + 2/13/94	SCM, Panhans, Mayer, Schelling, Scheer	193047 s
350	4,25	3.2	30	72	Combi3 + 2/13/94	Scheer	193050 s
355	4,4	3.2	75	72	4/15/105 + 2/7/110	Giben	193053 s
355	4,4	3.2	80	72	Combi5	Selco EB 90	193056 s
380	4,4	3.2	60	72	Combi7	Homag (Holzma)	193059 s
380	4,8	3.5	60	72	Combi7	Homag (Holzma)	193062 s
400	4,4	3.2	30	72	Combi3 + 2/13/94	Schelling, Mayer, Irion, Scheer	193065 s
400	4,4	3.2	60	72	Combi7	Anthon	193068 s
400	4,4	3.2	75	72	4/15/105 + 2/7/110	Giben, Homag CH08+12	193071 s
400	4,4	3.2	80	72	Combi5	Selco WN / EB	193074 s
430	4,4	3.2	60	72	Combi7	Anthon	193077 s
430	4,4	3.2	80	72	Combi5	Selco WN	193080 s
450	4,4	3.2	30	72	Combi3 + 2/13/94	Irion, Schelling	193083 s
450	4,4	3.2	80	72	Combi5	Gabbiani ELITE	193086 s
450	4,8	3.5	60	72	Combi7	Homag (Holzma)	193089 s
450	4,8	3.5	80	72	Combi5	Selco WN	193092 s
[mm]	[mm]	[mm]	[mm]				

## Tooth configuration G3 - topcoat

Ø D	B	b	Ø d	Z	NL**		Ident-No.
300	4,4	3,2	60	72	Combi7	Homag (Holzma) HPP 230	193039 s
350	4,4	3,2	75	72		Homag Sawtec, Homag (Holzma) 250	193042 s
350	4,4	3,2	60	72	Combi7	Homag (Holzma) 72, HPP 350	193045 s
350	4,4	3,2	30	72	Combi3 + 2/13/94	SCM, Panhans, Mayer, Schelling, Scheer	193048 s
350	4,25	3,2	30	72	Combi3 + 2/13/94	Scheer	193051 s
355	4,4	3,2	75	72	4/15/105 + 2/7/110	Giben	193054 s
355	4,4	3,2	80	72	Combi5	Selco EB 90	193057 s
380	4,4	3,2	60	72	Combi7	Homag (Holzma)	193060 s
380	4,8	3,5	60	72	Combi7	Homag (Holzma)	193063 s
400	4,4	3,2	30	72	Combi3 + 2/13/94	Schelling, Mayer, Irion, Scheer	193066 s
400	4,4	3,2	60	72	Combi7	Anthon	193069 s
400	4,4	3,2	75	72	4/15/105 + 2/7/110	Giben, Homag CH08+12	193072 s
400	4,4	3,2	80	72	Combi5	Selco WN / EB	193075 s
430	4,4	3,2	60	72	Combi7	Anthon	193078 s
430	4,4	3,2	80	72	Combi5	Selco WN	193081 s
450	4,4	3,2	30	72	Combi3 + 2/13/94	Irion, Schelling	193084 s
450	4,4	3,2	80	72	Combi5	Gabbiani ELITE	193087 s
450	4,8	3,5	60	72	Combi7	Homag (Holzma)	193090 s
450	4,8	3,5	80	72	Combi5	Selco WN	193093 s
[mm]	[mm]	[mm]	[mm]				

## Tooth configuration HR-TR - topcoat

Ø D	B	b	Ø d	Z	NL**		Ident-No.
300	4,4	3,2	60	72	Combi7	Homag (Holzma) HPP 230	193040 s
350	4,4	3,2	75	72		Homag Sawtec, Homag (Holzma) 250	193043 s
350	4,4	3,2	60	72	Combi7	Homag (Holzma) 72, HPP 350	193046 s
350	4,4	3,2	30	72	Combi3 + 2/13/94	SCM, Panhans, Mayer, Schelling, Scheer	193049 s
350	4,25	3,2	30	72	Combi3 + 2/13/94	Scheer	193052 s
355	4,4	3,2	75	72	4/15/105 + 2/7/110	Giben	193055 s
355	4,4	3,2	80	72	Combi5	Selco EB 90	193058 s
380	4,4	3,2	60	72	Combi7	Homag (Holzma)	193061 s
380	4,8	3,5	60	72	Combi7	Homag (Holzma)	193064 s
400	4,4	3,2	30	72	Combi3 + 2/13/94	Schelling, Mayer, Irion, Scheer	193067 s
400	4,4	3,2	60	72	Combi7	Anthon	193070 s
400	4,4	3,2	75	72	4/15/105 + 2/7/110	Giben, Homag CH08+12	193073 s
400	4,4	3,2	80	72	Combi5	Selco WN / EB	193076 s
430	4,4	3,2	60	72	Combi7	Anthon	193079 s
430	4,4	3,2	80	72	Combi5	Selco WN	193082 s
450	4,4	3,2	30	72	Combi3 + 2/13/94	Irion, Schelling	193085 s
450	4,4	3,2	80	72	Combi5	Gabbiani ELITE	193088 s
450	4,8	3,5	60	72	Combi7	Homag (Holzma)	193091 s
450	4,8	3,5	80	72	Combi5	Selco WN	193094 s
[mm]	[mm]	[mm]	[mm]				

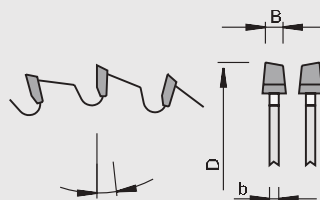
105390

## Scoring Saw Blades HW "KO-WS"

Product



Drawing

LEUCO  
toplineLEUCO  
DUR

Tungsten Carbide [HW]

Machine / Application

- panel sizing saws with scoring device
- for scoring of plastic-laminated panels

Design

- tooth configuration: conical / alternate top bevel "KO-WS"
- cutting material: HW HL Board 04 plus

Advantages

- low motor output thanks to tooth configuration "KO-WS"
- for longer edge lives compared to HL Board 03 plus
- optimum cutting quality thanks to improved runout accuracy
- reduction of the scoring depth

Notes

- height adjustable to kerf of main saw blade
- optimum scoring depth 1.0 - 2.0 mm

Ø D	B	b	Ø d	Z	NL	Hook angle	Ident-No.
100	3,2-4,0	2.2	20	20		8	Schelling
120	3,1-3,9	2.2	20	24		8	Lasari
120	3,1-3,9	2.2	22	24		8	Altendorf
125	4,45-5,25	3.2	20	20		0	Panhans
125	4,45-5,25	3.2	22	20		0	Martin
125	4,45-5,25	3.2	45	20		0	Giben, Homag CH03
125	3,0-3,8	2.2	20	24		8	
125	3,2-4,0	2.8	20	24		8	SCM, SICAR, Panhans
125	3,0-3,8	2.5	22	24		0	Martin, Altendorf
125	4,45-5,25	3.2	45	24		8	Homag Espana
150	4,45-5,25	3.2	30	24		8	Irion, Mayer
150	4,45-5,25	3.2	45	24		8	Homag CH06,08,10,12
150	4,45-5,25	3.2	45	28		8	Homag Espana
160	4,45-5,25	3.2	45	28	3/11/70	8	Giben Prismatic
160	4,45-5,25	3.2	55	36	3/6,5/66	8	Gabbiani
180	4,45-5,25	3.2	20	30		8	Schelling, Anthon
180	5,8-6,6	4.0	20	30		8	Anthon
180	4,45-5,25	3.2	30	30	2/10/60	8	Panhans
180	5,2-6,0	3.5	55	30		0	Giben
180	4,45-5,25	3.2	45	36		8	Holzma
180	4,85-5,65	3.5	45	36		8	Holzma Typ 11
180	4,45-5,25	3.2	50	44	3/13/80	10	Giben Smart
200	4,35-5,15	6.0	20	24	2/11/66	8	Schelling
200	5,0-5,8	3.5	20	34	2/11/66	8	Schelling
200	4,85-5,65	3.5	20	34	2/11/66	8	Schelling FH 8
200	4,45-5,25	3.5	20	36	2/11/66	8	Schelling
200	4,45-5,25	3.2	30	36	2/10/60	8	S.M.A., Panhans, Scheer
200	4,85-5,65	3.5	45	36		8	Holzma
200	5,9-6,6	4.0	45	36		8	Holzma
200	4,45-5,25	3.2	65	36	2/9/100 + 2/9/110	8	Selco
200	4,85-5,65	3.5	65	36	2/9/110	8	Selco WN / EB
200	4,4-5,2	3.2	50	42	3/13/80	8	Giben Smart
215	4,45-5,25	3.2	50	42	3/15/80 + 2/7/80	8	Giben Prismatic + Starmatic
280	4,85-5,65	3.5	45	72		8	Holzma
300	4,45-5,25	3.2	30	48	2/11/73 + 2/13/94	8	Schelling FX-H 430
[mm]	[mm]	[mm]	[mm]			[°]	



Ø D	B	b	Ø d	Z	NL	Hook angle	Ident-No.
300	4,45-5,25	3.2	50	48	3/15/80	8	Giben Prismatic 192752
300	4,45-5,25	3.2	65	48	2/8,4/100 + 2/8,4/110	8	Selco EB 192753
[mm]	[mm]	[mm]	[mm]			[°]	

### Suitable for Panel Sizing Saw Blades Q-Cut G5

Ø D	B	b	Ø d	Z	NL	Hook angle	Ident-No.
180	4,05-4,85	3.2	20	36		0	Schelling, Anton 192754 s
180	4,05-4,85	3.2	30	36	2/10/60	0	Panhans 192755 s
180	4,05-4,85	3.2	45	36		0	Holzma 192756
180	4,05-4,85	3.2	50	36	3/13/80	0	Giben Smart 192757 &
200	4,05-4,85	3.2	20	36	2/11/66	0	Schelling 192758
200	4,05-4,85	3.2	30	36	2/10/60	0	S.M.A., Panhans, Scheer 192759 &
200	4,05-4,85	3.2	45	36		0	Holzma 192760
200	4,05-4,85	3.2	50	36	3/13/80	0	Giben Smart 192761 &
200	4,05-4,85	3.2	65	36	2/8,4/100 + 2/8,4/110	0	Selco 192762 s
[mm]	[mm]	[mm]	[mm]			[°]	

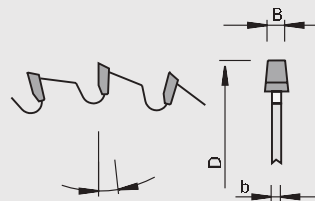
105390

### Scoring Saw Blades HW "KO-F"

Product



Drawing

LEUCO  
toplineLEUCO  
DUR

Tungsten Carbide [HW]

Machine / Application

- panel sizing saws with scoring device
- for scoring of plastic-laminated panels

Design

- tooth configuration: conical-flat "KO-F"
- cutting material: HW HL Board O4 plus

Advantages

- quick adjustment
- universally applicable
- optimum cutting quality thanks to improved runout accuracy
- reduction of the scoring depth

Notes

- height adjustable to kerf of main saw blade
- 1 mm scoring depth = 0.17 mm cutting width
- optimum scoring depth 1.0 - 2.0 mm
- for main/scoring saw combinations see specifications (Technical Appendix)

Ø D	B	b	Ø d	Z	NL	Hook angle	Ident-No.
180	6,7-7,5	4.4	20	30		8	Anthon 192713
200	6,7-7,5	4.4	20	34	2/11/66	8	Schelling 192714
220	6,7-7,5	4.4	20	36	2/11/66	8	Schelling FS-H / AS-H 192716
220	3,25-4,0	2.4	45	60		8	Holzma HPS 192715
[mm]	[mm]	[mm]	[mm]			[°]	

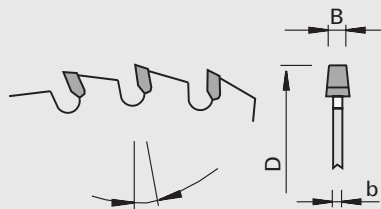
105399

## Scoring Saw Blades HW "KO-F" - nn-System

Product



Drawing

LEUCO  
nnSystemLEUCO  
DUR

Tungsten Carbide [HW]

NO  
noise

Machine / Application

- panel sizing saws with scoring device
- for scoring of plastic-laminated panels

Design

- special NoNoise gullet geometry
- tooth configuration: conical-flat "KO-F"
- cutting material: HW HL Board 04 plus

Advantages

- quick adjustment
- universally applicable
- optimum cutting quality thanks to improved runout accuracy
- reduction of the scoring depth
- especially low noise level
- noise reduction by approx. 6 dB(A) when idling
- excellent cutting quality in all common coatings
- long edge lives provide for the necessary productivity and economic efficiency

Notes

- height adjustable to kerf of main saw blade
- 1 mm scoring depth = 0.21 mm cutting width
- optimum scoring depth 1.0 - 2.0 mm
- for main/scoring saw combinations see specifications (Technical Appendix)

Ø D	B	b	Ø d	Z	NL	Hook angle	Ident-No.
120	3,1-3,9	2.5	20	24		8	SCM
120	3,1-3,9	2.5	22	24		8	Altendorf, Martin
125	3,1-3,9	2.2	20	24		8	SCM, SICAR, Panhans
150	4,45-5,25	3.2	45	28		8	Holzma Typ 130
180	4,45-5,25	3.2	30	36		8	HOLZ-HER
180	4,45-5,25	3.2	45	36		8	Holzma
180	4,85-5,65	3.5	45	36		8	Holzma Typ 11
200	4,45-5,25	3.5	20	36	2/11/66	8	Schelling
200	4,45-5,25	3.0	45	36		8	Homag Sawtech
200	4,85-5,65	3.5	45	36		8	Holzma
200	4,45-5,25	3.2	65	36	2/9/100 + 2/9/110	8	Selco
200	4,45-5,25	3.5	80	36	2/11/66 + 2/14/110	8	SCM
200	4,85-5,65	3.5	80	36	2/14/110	8	SCM
200	3,2-4,0	2.2	30	60		15	Scheer
250	4,45-5,25	3.5	30	42	2/10/60	8	Panhans, HOLZ-HER
280	4,45-5,25	3.2	30	48	2/10/60 + 2/11/66	8	HOLZ-HER
280	4,45-5,25	3.2	45	72		8	Holzma HP 300, HKL 300
[mm]	[mm]	[mm]	[mm]			[°]	

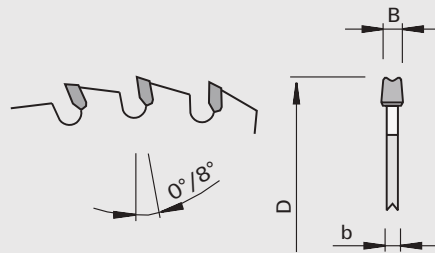
105399

## Scoring Saw Blades HW "KO-HR" - nn-System

Product



Drawing

LEUCO  
nnSystemLEUCO  
DUR

Tungsten Carbide [HW]

NO  
noise

Machine / Application

- Panel Sizing Saw Blades with scoring device
- for chip-free scoring of plastic coated, paper laminated as well as veneered panels

Design

- special NoNoise gullet geometry
- cutting material: HW HL Board O4 plus
- tooth configuration: conical hollow back "KO-HR"

Advantages

- especially low noise level
- noise reduction by approx. 6 dB(A) when idling
- excellent cutting quality in all common coatings
- long edge lives provide for the necessary productivity and economic efficiency

Notes

Ø D	B	b	Ø d	Z	NL	Hook angle		Ident-No.
160	4,45-5,25	3.2	45	28	3/11/70	8	Giben Prismatic	192686
180	4,45-5,25	3.2	30	30	2/10/60	8	Panhans	192687
180	4,05-4,85	3.2	45	36		0	Holzma	192688
180	4,45-5,25	3.2	45	36		8	Holzma	192689
180	4,85-5,65	3.5	45	36	2/9/110	8	Holzma Typ 11	192690
200	4,45-5,25	3.5	20	36	2/11/66	8	Schelling	192691
200	4,45-5,25	3.2	30	36	2/10/60	8	S.M.A., Panhans, Scheer	192692
200	4,05-4,85	3.2	45	36		0	Holzma	192693
200	4,45-5,25	3.2	45	36		8	Holzma	192694
200	4,85-5,65	3.5	45	36	2/9/110	8	Holzma	192695
200	4,45-5,25	3.2	65	36	2/9/100 + 2/9/110	8	Selco	192696
200	4,85-5,65	3.5	65	36	2/9/110	8	Selco WN/EB	192697
[mm]	[mm]	[mm]	[mm]			[°]		

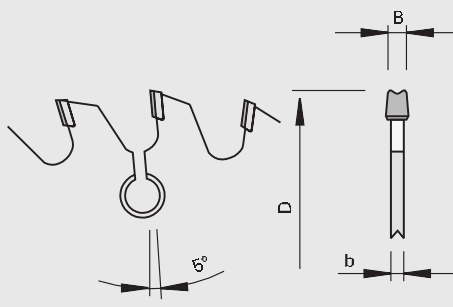
205082

## Scoring Saw Blades Holzma DP "KO-HR-FA"

Product



Drawing



LEUCO  
topline

LEUCO  
DIA

Polycrystalline diamond [DP]

Machine / Application

- | panel sizing saws
- | table saws
- | for chip-free scoring of melamine-, paper- or HPL-laminated panels

Design

- | tooth configuration: conical hollow back with chamfer "KO-HR-FA"

Advantages

- | long edge lives
- | excellent cutting quality

Notes

- | application with feed

Ø D	B	b	Ø d	Z	NL		Ident-No.
180	4,8-5,6	3.5	45	36		Holzma	182283
180	4,4-5,2	3.2	45	36		Holzma	189234 s
200	4,4-5,2	3.2	20	36	2/11/66	Schelling	189232 s
200	4,8-5,6	3.5	45	36		Holzma	189231 s
200	4,4-5,2	3.2	65	36	2/9/100 + 2/9/110	Selco	189230 s
200	4,8-5,6	3.5	65	36	2/9/100 + 2/9/110	Selco WN/EB	189233 s
[mm]	[mm]	[mm]	[mm]				

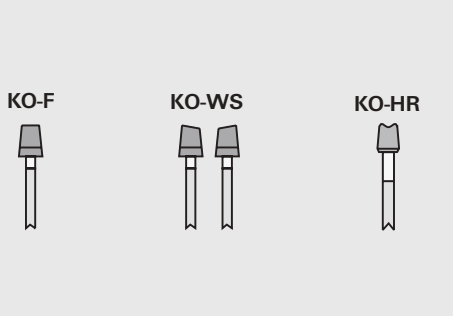
2053..

## Scoring Saw Blades DP - flexible & quick

Product



Drawing



LEUCO  
topline

LEUCO  
DIA

polycrystalline diamond [DP]

Machine / Application

- | Panel Sizing Saw Blades with scoring device
- | for scoring of plastic-laminated panels

Design

- | diamond cutting edges with polished design
- | LEUCODIA tipping quality

Advantages

- | for each application case the correct tooth form
- | short delivery times
- | interesting scaled prices

Notes

- | application with feed



**KO-F**

Universal use in melamine and laminated panels



**KO-WS**

Veneered panels, reduced motor power



**KO-HR**

Perfect Cutting quality in all different panel materials

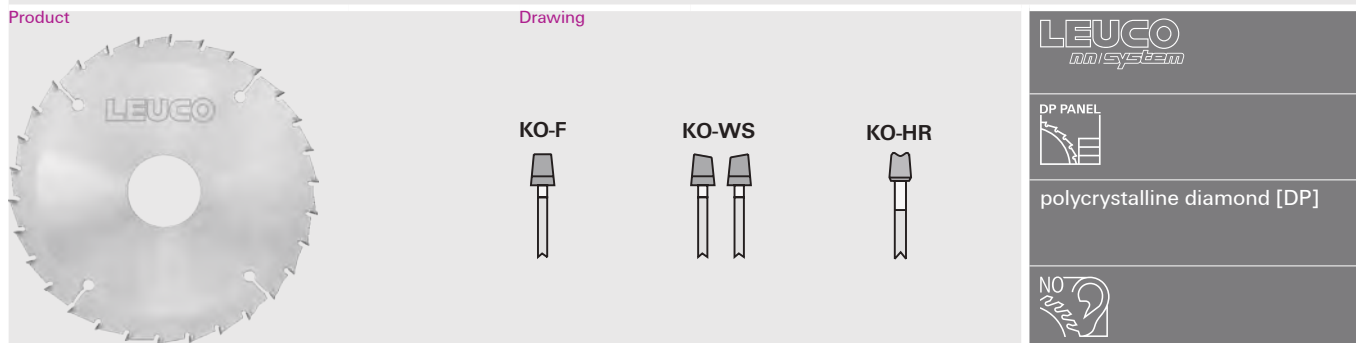
2053..

## Continue Scoring Saw Blades DP - flexible &amp; quick

Ø D	B	b	Ø d	Z	NL	Tooth geometry		Ident-No.
160	4,4-5,2	3.2	45	30	3/11/70	KO-F	Giben Prismatic	189345 s
160	4,4-5,2	3.2	45	30	3/11/70	KO-WS	Giben Prismatic	189341 s
160	4,4-5,2	3.2	45	30	3/11/70	KO-HR	Giben Prismatic	189343 s
160	4,4-5,2	3.2	55	30	3/6,5/66	KO-F	Gabbiani	189346 s
160	4,4-5,2	3.2	55	30	3/6,5/66	KO-WS	Gabbiani	189342 s
160	4,4-5,2	3.2	55	30	3/6,5/66	KO-HR	Gabbiani	189344 s
180	4,4-5,2	3.2	20	30		KO-F	Schelling, Anthon	189351 s
180	4,4-5,2	3.2	20	30		KO-WS	Schelling, Anthon	189355 s
180	4,4-5,2	3.2	20	30		KO-HR	Schelling, Anthon	189347 s
180	4,4-5,2	3.2	30	30	2/10/60	KO-F	Panhans	189352 s
180	4,4-5,2	3.2	30	30	2/10/60	KO-WS	Panhans	189356 s
180	4,4-5,2	3.2	30	30	2/10/60	KO-HR	Panhans	189348 s
180	4,4-5,2	3.2	45	30		KO-F		189353
180	4,4-5,2	3.2	45	30		KO-WS		189357 s
180	4,4-5,2	3.2	45	30		KO-HR		189349 s
180	4,4-5,2	3.2	50	30	3/13/80	KO-F	Giben Smart	189354 s
180	4,4-5,2	3.2	50	30	3/13/80	KO-WS	Giben Smart	189358 s
180	4,4-5,2	3.2	50	30	3/13/80	KO-HR	Giben Smart	189350 s
180	4,8-5,6	3.5	45	30		KO-F	Holzma	189360
180	4,8-5,6	3.5	45	30		KO-WS	Holzma	189361 s
180	4,8-5,6	3.5	45	30		KO-HR	Holzma	189359 s
200	4,4-5,2	3.2	30	30	2/10/60	KO-F	Panhans	189366 s
200	4,4-5,2	3.2	30	30	2/10/60	KO-WS	Panhans	189370 s
200	4,4-5,2	3.2	30	30	2/10/60	KO-HR	Panhans	189362 s
200	4,4-5,2	3.2	65	30	2/9/100 + 2/9/110	KO-F	Selco	189367
200	4,4-5,2	3.2	65	30	2/9/100 + 2/9/110	KO-WS	Selco	189371 s
200	4,4-5,2	3.2	65	30	2/9/100 + 2/9/110	KO-HR	Selco	189363 s
200	4,4-5,2	3.2	20	30	2/11/66	KO-F		189368 s
200	4,4-5,2	3.2	20	30	2/11/66	KO-WS		189372 s
200	4,4-5,2	3.2	20	30	2/11/66	KO-HR		189364 s
200	4,4-5,2	3.2	50	30	3/13/80	KO-F	Giben Smart	189369 s
200	4,4-5,2	3.2	50	30	3/13/80	KO-WS	Giben Smart	189373 s
200	4,4-5,2	3.2	50	30	3/13/80	KO-HR	Giben Smart	189365 s
200	4,8-5,6	3.5	45	30		KO-F	Holzma	189376
200	4,8-5,6	3.5	45	30		KO-WS	Holzma	189378 s
200	4,8-5,6	3.5	45	30		KO-HR	Holzma	189374 s
200	4,8-5,6	3.5	65	30	2/9/100 + 2/9/110	KO-F	Selco	189377 s
200	4,8-5,6	3.5	65	30	2/9/100 + 2/9/110	KO-WS	Selco	189379 s
200	4,8-5,6	3.5	65	30	2/9/100 + 2/9/110	KO-HR	Selco	189375 s
[mm]	[mm]	[mm]	[mm]					






## 2053.. Scoring Saw Blades DP - nn-System



Machine / Application	Design	Advantages	Notes
<ul style="list-style-type: none"> <li>Panel Sizing Saw Blades with scoring device</li> <li>for scoring of plastic-laminated panels</li> </ul>	<ul style="list-style-type: none"> <li>special NoNoise gullet geometry</li> <li>diamond cutting edges with polished design</li> <li>LEUCODIA tipping quality</li> </ul>	<ul style="list-style-type: none"> <li>especially low noise level</li> <li>noise reduction by approx. 6 dB(A) when idling</li> <li>for each application case the correct tooth form</li> <li>short delivery times</li> <li>interesting scaled prices</li> </ul>	<ul style="list-style-type: none"> <li>application with feed</li> </ul>

KO-F	KO-WS	KO-HR
 <p><b>KO-F</b> Universal use in melamine and laminated panels</p>	 <p><b>KO-WS</b> Veneered panels, reduced motor power</p>	 <p><b>KO-HR</b> Perfect Cutting quality in all different panel materials</p>

Ø D	B	b	Ø d	Z	NL	Tooth geometry		Ident-No.
160	4,4-5,2	3.2	45	30	3/11/70	KO-F	Giben Prismatic	192280 s
160	4,4-5,2	3.2	45	30	3/11/70	KO-WS	Giben Prismatic	192281 s
160	4,4-5,2	3.2	45	30	3/11/70	KO-HR	Giben Prismatic	192282 s
160	4,4-5,2	3.2	55	30	3/6,5/66	KO-F	Gabbiani	192283 s
160	4,4-5,2	3.2	55	30	3/6,5/66	KO-WS	Gabbiani	192284 s
160	4,4-5,2	3.2	55	30	3/6,5/66	KO-HR	Gabbiani	192285 s
180	4,4-5,2	3.2	20	30		KO-F	Schelling, Anthon	192286 s
180	4,4-5,2	3.2	20	30		KO-WS	Schelling, Anthon	192287 s
180	4,4-5,2	3.2	20	30		KO-HR	Schelling, Anthon	192288 s
180	4,4-5,2	3.2	30	30	2/10/60	KO-F	Panhans	192289 s
180	4,4-5,2	3.2	30	30	2/10/60	KO-WS	Panhans	192290 s
180	4,4-5,2	3.2	30	30	2/10/60	KO-HR	Panhans	192291 s
180	4,4-5,2	3.2	45	30		KO-F		192292
180	4,4-5,2	3.2	45	30		KO-WS		192293 s
180	4,4-5,2	3.2	45	30		KO-HR		192294
180	4,4-5,2	3.2	50	30	3/13/80	KO-F	Giben Smart	192295 s
180	4,4-5,2	3.2	50	30	3/13/80	KO-WS	Giben Smart	192296 s
180	4,4-5,2	3.2	50	30	3/13/80	KO-HR	Giben Smart	192297 s
180	4,8-5,6	3.5	45	30		KO-F	Holzma	192298
180	4,8-5,6	3.5	45	30		KO-WS	Holzma	192299 s
180	4,8-5,6	3.5	45	30		KO-HR	Holzma	192300
200	4,4-5,2	3.2	30	30	2/10/60	KO-F	Panhans	192301 s
200	4,4-5,2	3.2	30	30	2/10/60	KO-WS	Panhans	192302 s
200	4,4-5,2	3.2	30	30	2/10/60	KO-HR	Panhans	192303 s
200	4,4-5,2	3.2	65	30	2/9/100 + 2/9/110	KO-F	Selco	192304 s
200	4,4-5,2	3.2	65	30	2/9/100 + 2/9/110	KO-WS	Selco	192305 s
200	4,4-5,2	3.2	65	30	2/9/100 + 2/9/110	KO-HR	Selco	192306 s
200	4,4-5,2	3.2	20	30	2/11/66	KO-F		192307 s
[mm]	[mm]	[mm]	[mm]					

Ø D	B	b	Ø d	Z	NL	Tooth geometry		Ident-No.
200	4,4-5,2	3.2	20	30	2/11/66	KO-WS		192308 s
200	4,4-5,2	3.2	20	30	2/11/66	KO-HR		192309 s
200	4,4-5,2	3.2	50	30	3/13/80	KO-F	Giben Smart	192310 s
200	4,4-5,2	3.2	50	30	3/13/80	KO-WS	Giben Smart	192311 s
200	4,4-5,2	3.2	50	30	3/13/80	KO-HR	Giben Smart	192312 s
200	4,8-5,6	3.5	45	30		KO-F	Holzma	192313
200	4,8-5,6	3.5	45	30		KO-WS	Holzma	192314 s
200	4,8-5,6	3.5	45	30		KO-HR	Holzma	192315 s
200	4,8-5,6	3.5	65	30	2/9/100 + 2/9/110	KO-F	Selco	192316 s
200	4,8-5,6	3.5	65	30	2/9/100 + 2/9/110	KO-WS	Selco	192317 s
200	4,8-5,6	3.5	65	30	2/9/100 + 2/9/110	KO-HR	Selco	192318 s
[mm]	[mm]	[mm]	[mm]					

# → ONLINE CATALOGUE TOOLS EASILY FOUND

You can find all LEUCO Panel Sizing Saw Blades and matching Scoring Saw Blades for your application:

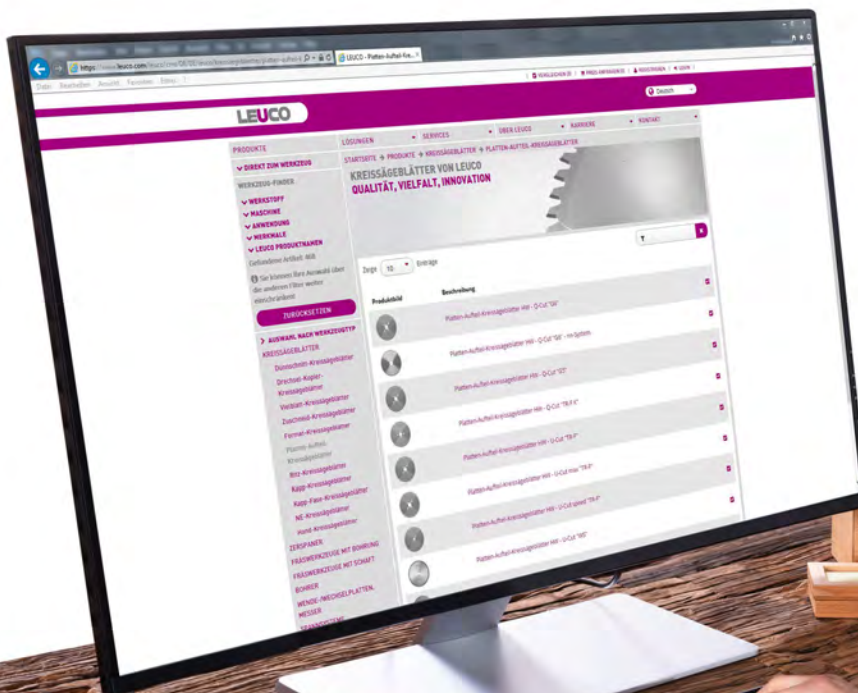
[www.leuco.com/products](http://www.leuco.com/products)

Selection via tool type → Panel Sizing Saw Blades

Choose U-Cut, Q-Cut or DP-tipped Saw Blades

Tip: Use function „COMPARE“

Choose suitable saw blades and quotation prices



# → ORIGINAL MANUFACTURER-QUALITY SHARPENING SERVICE

If your saw blade is dull or damaged: in the LEUCO Service Centers we sharpen and repair your tools with our know-how as manufacturer.



Take a look behind the scenes and accompany in the LEUCO sharpening service film a blunt tool on its way to the precisely sharpened tool in manufacturer quality through the various process steps in the service center.



LEUCO YouTube-Chanal:

 [WWW.YOUTUBE.COM/LEUCOTOOLING](https://www.youtube.com/leucotooling)

Alternatively:  
Scan QR-Code and  
watch directly





## CONTACT

Ledermann GmbH & Co. KG  
Willi-Ledermann-Straße 1  
72160 Horb am Neckar / Germany

T +49 (0)74 51/93 0  
F +49 (0)74 51/93 270

info@leuco.com  
www.leuco.com